

# Student Feedback Form

## Feedback form 2023 - 2024

---

\* Required

||Jai Sri Gurudev||

### **SRI ADI CHUNCHANAGIRI WOMEN'S COLLEGE, CUMBUM**



(Accredited by NAAC with 'A' Grade)  
(Run by Sri Adi Chunchanagiri Shikshana Trust @ Karnataka)  
(Affiliated to Mother Teresa Women's University, Kodaikanal)  
(Recognised Under Section 2(f) & 12(B) of UGC Act.1956)



#### INTERNAL QUALITY ASSURANCE CELL

1. Name \*

---

2. Class / Department \*

---

## 3. Semester \*

Questionnaire 1

## Student Feedback Form I. Curriculum

Students are required to rate your respective course on the following attributes using the 4-point scale shown.



## 4. 1. Depth of the course content including project work if any \*

*Mark only one oval.*

- Very Good
- Good
- Satisfactory
- Unsatisfactory

5. 2. Extent of course coverage \*

*Mark only one oval.*

- Very Good
- Good
- Satisfactory
- Unsatisfactory

6. 3. Applicability / relevance of course to real life situation \*

*Mark only one oval.*

- Very Good
- Good
- Satisfactory
- Unsatisfactory

7. 4. Learning acquisition (in terms of knowledge, concepts, manual skills, analytical abilities and broadening perspectives) \*

*Mark only one oval.*

- Very Good  
 Good  
 Satisfactory  
 Unsatisfactory

8. 5. Clarity and relevance of textual & learning material of the course \*

*Mark only one oval.*

- Very Good  
 Good  
 Satisfactory  
 Unsatisfactory

9. 6. Relevance of other source materials (library) of the course \*

*Mark only one oval.*

- Very Good
- Good
- Satisfactory
- Unsatisfactory

10. 7. Extent of effort required for students \*

*Mark only one oval.*

- Very Good
- Good
- Satisfactory
- Unsatisfactory

II. Student overall evaluation on Teaching & Learning

Questionnaire No. 2

11. 1. The syllabus of each course was \*

*Mark only one oval.*

- Adequate
- Inadequate
- Challenging
- Dull

12. 2. Benefits of the course \*

*Mark only one oval.*

- More than adequate
- Adequate
- Inadequate
- Cannot say

13. 3. Was the course easy or difficult to understand? \*

*Mark only one oval.*

- Easy
- Manageable
- Difficult
- Very difficult

14. 4. How much of the syllabus was covered in classroom teaching? \*

*Mark only one oval.*

- 85 to 100%
- 70 to 85%
- 55 to 70%
- Less than 55%

15. 5. The library materials and facilities for your course. \*

*Mark only one oval.*

More than adequate

Adequate

Inadequate

Inadequate

Very poor

16. 6. To what extent were you able to get materials for your prescribed syllabus? \*

*Mark only one oval.*

More than adequate

Adequate

Inadequate

Very poor



17. 7. How well did the teacher prepare for the classes? \*

*Mark only one oval.*

Thoroughly

Satisfactorily

Poorly

Indifferently

18. 8. How well was the teacher able to communicate? \*

*Mark only one oval.*

Always effective

Sometimes effective

Just satisfactorily

Generally ineffective

19. 9. How far the teacher encouraged your classroom participation? \*

*Mark only one oval.*

- Very Effectively
- Always
- Sometimes
- Not at all

20. 10. Classroom participation method that you like \*

*Mark only one oval.*

- Raising Questions
- Peer Discussion
- Play-way method
- Group Analysis

21. 11. How helpful was the teacher in improving your learning process? \*

*Mark only one oval.*

- Very helpful
- Sometimes helpful
- Always indifferent
- Did not advise

22. 12. The teacher's approach can best be described as \*

*Mark only one oval.*

- Always courteous
- Sometimes rude
- Always indifferent
- Need to improve

23. 13. Internal assessment was \*

*Mark only one oval.*

- Very Good
- Good
- Satisfactory
- Unsatisfactory

24. 14. What effect do you think the internal assessment had on your course grade? \*

*Mark only one oval.*

- Helped to improve
- Discouraging
- No special effect
- Sometimes effective

25. 15. How often did you think the internal assessment had its impact on your degree assessment? \*

*Mark only one oval.*

- Regularly
- Sometimes
- Seldom
- Never

26. 16. How about your assignment discussion with the teacher? \*

*Mark only one oval.*

- Always discussed
- Partially discussed
- Sometimes discussed
- Not discussed at all

27. 17. Seminars / Workshops / Guest Lectures arranged by the department. \*

*Mark only one oval.*

Extra ordinary

Useful

Adequate

Inadequate

28. 18.Suggestion for the improvement of teaching - learning process. \*

---

Questionnaire No. 3

### Student Feedback on Teachers

29. 1. Knowledge base of the teachers (as perceived by you) \*

*Mark only one oval.*

Very Good

Good

Satisfactory

Unsatisfactory

30. 2. Communication Skills (in terms of articulation and comprehensibility) \*

*Mark only one oval.*

- Very Good
- Good
- Satisfactory
- Unsatisfactory

31. 3. Sincerity / Commitment of the teacher \*

*Mark only one oval.*

- Very Good
- Good
- Satisfactory
- Unsatisfactory

32. 4. Interest created by the teacher \*

*Mark only one oval.*

- Very Good
- Good
- Satisfactory
- Unsatisfactory

33. 5. Ability to integrate course material with environment/other issues. \*

*Mark only one oval.*

- Very Good
- Good
- Satisfactory
- Unsatisfactory



34. 6. Ability to integrate content with other courses \*

*Mark only one oval.*

- Very Good
- Good
- Satisfactory
- Unsatisfactory

35. 7. Accessibility of the teacher in and out of the class \*

*Mark only one oval.*

- Very Good
- Good
- Satisfactory
- Unsatisfactory

36. 8. Ability to design quizzes /Tests /assignments / examinations and projects to evaluate the students. \*

*Mark only one oval.*

- Very Good
- Good
- Satisfactory
- Unsatisfactory

37. 9. Provision of sufficient time for feedback \*

*Mark only one oval.*

- Very Good
- Good
- Satisfactory
- Unsatisfactory

Student Feedback on Infrastructure

Questionnaire No.. 4

38. 1. Class Room \*

*Mark only one oval.*

- Ample
- Sufficient
- Can be adjusted
- Lacking

39. 2. Seminar Hall \*

*Mark only one oval.*

- Ample
- Sufficient
- Can be adjusted
- Lacking

40. 3. ICT Facility \*

*Mark only one oval.*

- Ample
- Sufficient
- Can be adjusted
- Lacking

41. 4. (a) General Digital Library \*

*Mark only one oval.*

- Ample
- Sufficient
- Can be adjusted
- Lacking

42. (b) Department Library \*

*Mark only one oval.*

- Ample
- Sufficient
- Can be adjusted
- Lacking

43. 5. Laboratories \*

*Mark only one oval.*

- Ample
- Sufficient
- Can be adjusted
- Lacking

44. 6. Furniture \*

*Mark only one oval.*

- Ample
- Sufficient
- Can be adjusted
- Lacking

45. 7. Canteen \*

*Mark only one oval.*

- Ample
- Sufficient
- Can be adjusted
- Lacking

46. 8. Suggestions, if any \*

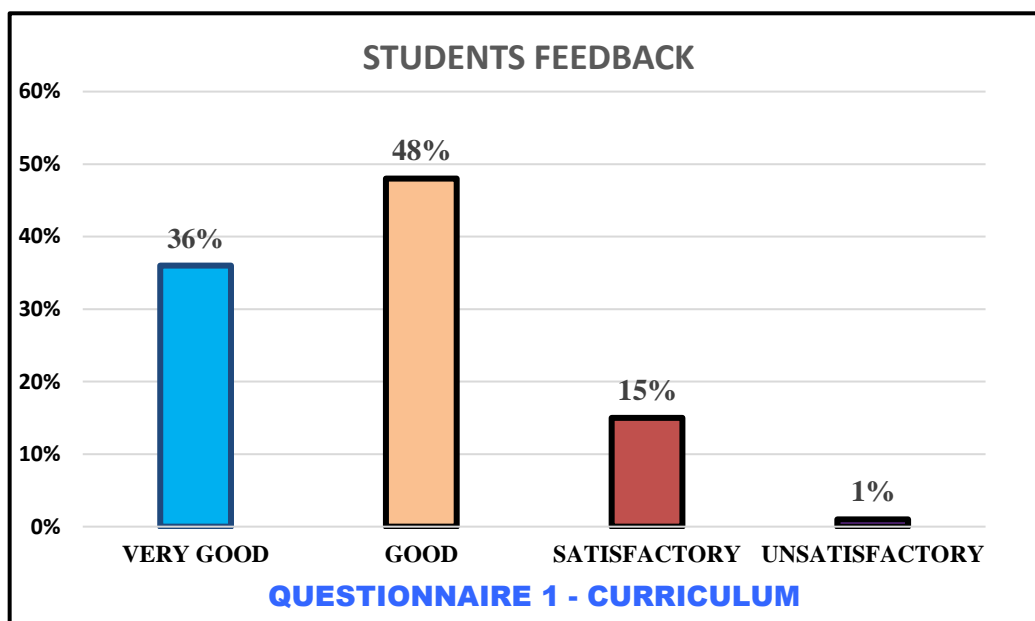
---

---

This content is neither created nor endorsed by Google.

## I. STUDENTS FEEDBACK

### QUESTIONNAIRE 1: CURRICULUM



#### Parameters:

**A**-Depth of the course content including project work if any

**B**-Extent of course coverage

**C**-Applicability/relevance of course to real life situation

**D**-Learning acquisition (in terms of knowledge, concepts, manual skills,\  
analytical abilities and broadening perspectives)

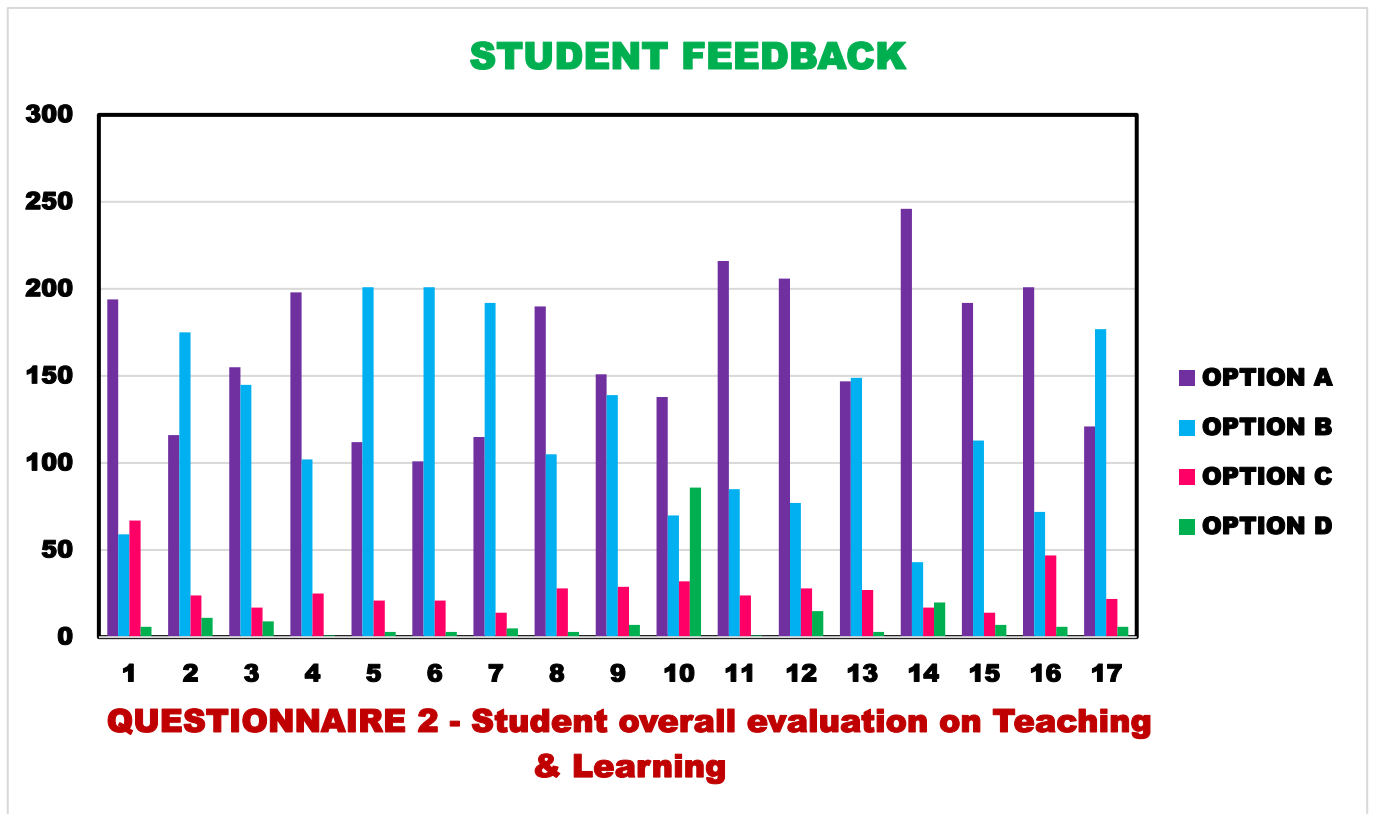
**E**-Clarity and relevance of textual & learning material of the course

**F**-Relevance of other source materials (library) of the course

**G**-Extent of effort required for students.

Almost all the parameters' overall rating fell between very good and good. As per the rating provided by the students, 99% of the students were satisfied with curriculum.

## QUESTIONNAIRE 2: TEACHING, LEARNING AND EVALUATION



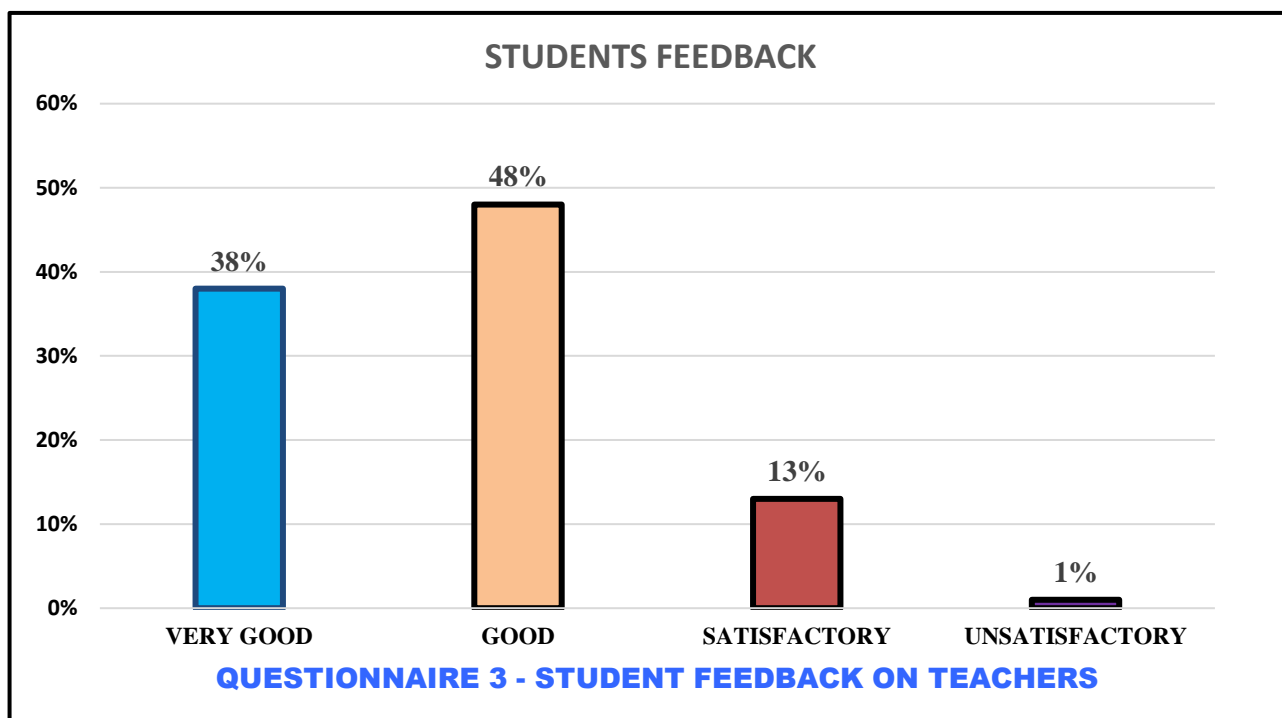
### Parameters:

- The syllabus of each course was
- Library
- Class room participation method
- Internal assessment

97% students are satisfied with the teaching & Learning process and the Assessment system of the University 3% of students are still not satisfied.



### QUESTIONNAIRE 3: STUDENT FEEDBACK ON TEACHERS

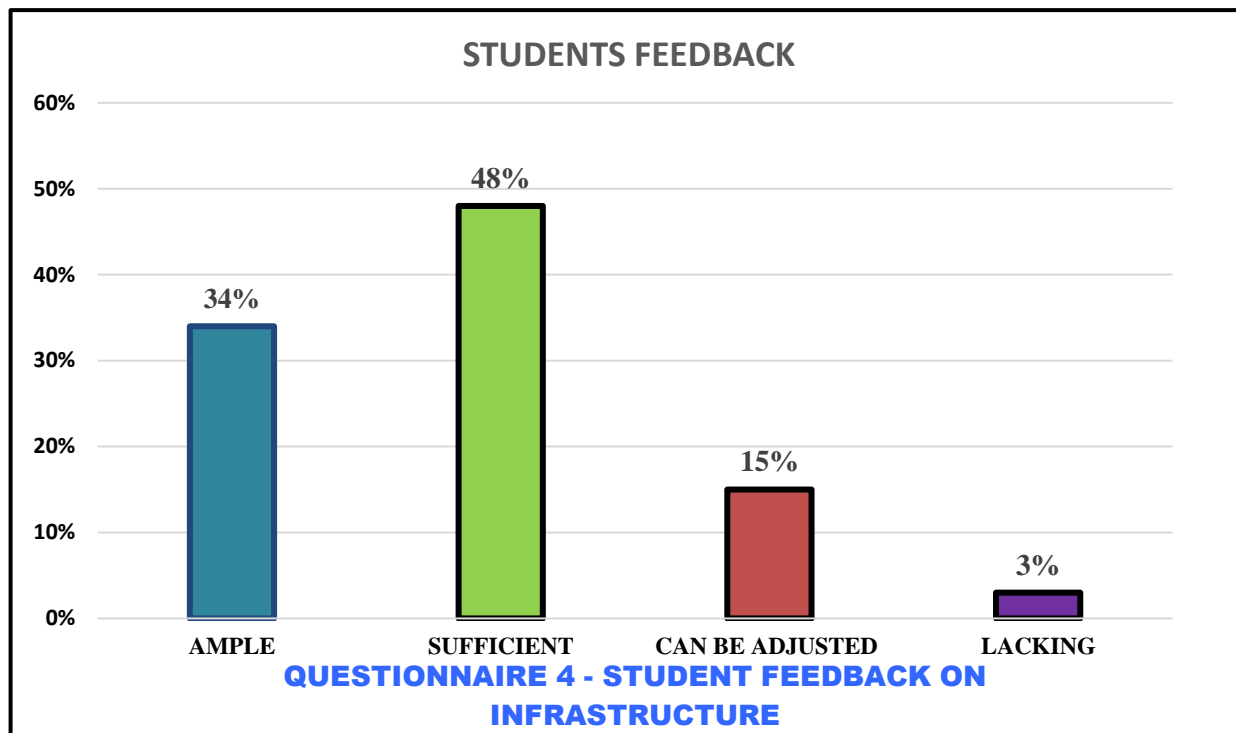


#### Parameters:

- A-Knowledge base of the teachers (as perceived by you).
- B- Communication Skills (in terms of articulation and comprehensibility).
- C-Sincerity/Commitment of the teacher.
- D-Interest created by the teacher.
- E –Ability to integrate course material with environment/other issues.
- F-Ability to integrate E-content with other courses.
- G-Accessibility of the teacher in and out of the class.
- H- Ability to design quizzes/Tests/assignments/examinations and projects to evaluate the students.
- I-Provision of sufficient time for feedback.

99% of students are satisfied with the teaching methodologies of the faculty members. And to satisfy the 1% of unsatisfied students the faculty members are being advised to monitor the teaching learning process for further improvement.

## QUESTIONNAIRE 4: STUDENT FEEDBACK ON INFRASTRUCTURE



### Parameters:

- A - Class Room
- B - Seminar Hall
- C - ICT Facility
- D - General Digital Library
- E - Department Library
- F - Laboratories
- G - Furniture
- H - Canteen

97% of students are satisfied with the Physical facilities. 3% students expecting the infrastructure of the institution is updated with latest facilities.